




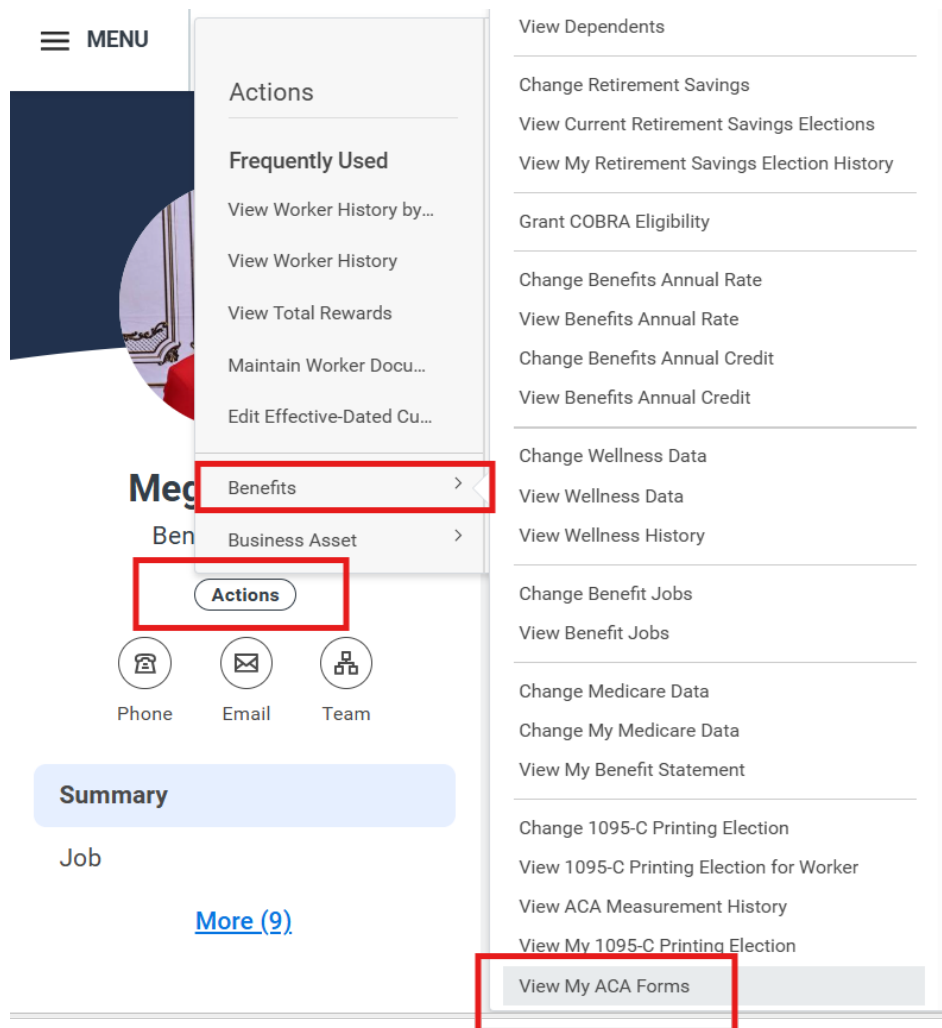
Workday: Tax Form 1095-C Job Aid

In this job aid we will cover how to view or print your 1095-C tax form.

1. Please login to Workday and access your profile. In the upper right corner of Workday will be a circle or your photo. Click here to open the menu to click on **View Profile**:



2. To access your 1095-C Forms, click on **Actions** under your name and job title. Then click on **Benefits** and select **View My ACA Forms**.



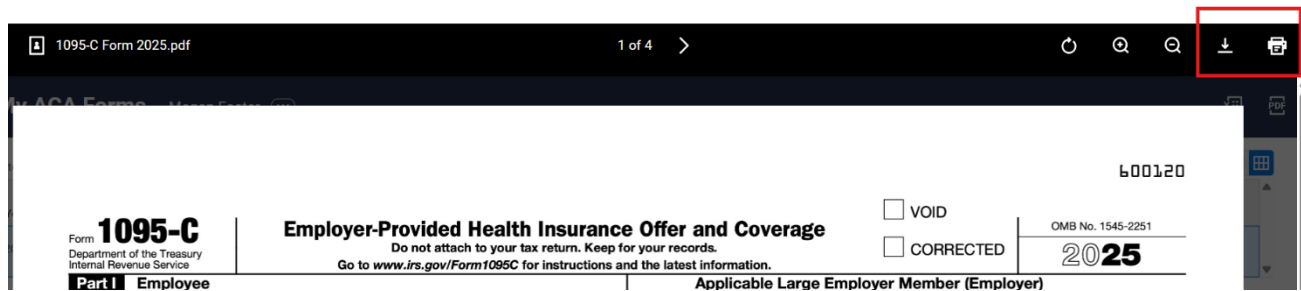
- All available years will appear for your selection. You can see the latest form identified with **Yes**. Click on **View/Print**.

My ACA Forms [Redacted] [Menu Icon]

1 item

Year	Company	Form	Latest	
2025	Colorado School of Mines	1095-C	Yes	View/Print

- Workday will process your form for viewing and you will have the option to Download or Print the form by clicking on the relevant icon.



Please contact Benefits@mines.edu with any questions.